

High Power Thick Film Chip Resistors

HP Series $1\Omega \sim 10\text{ M}\Omega$



Features

- High Power in standard size
- Suitable for limited space high power requirement
- Suitable for both wave & re-flow soldering

Application

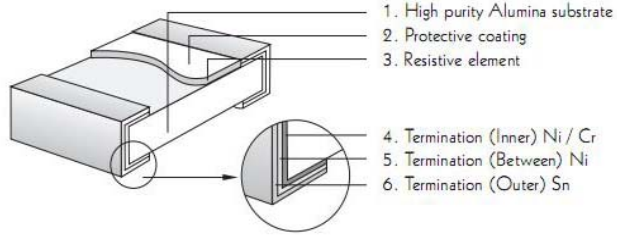
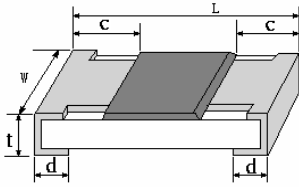
- AV adapters
- LCD back-light
- Camera strobe
- SMPS / Power Supply



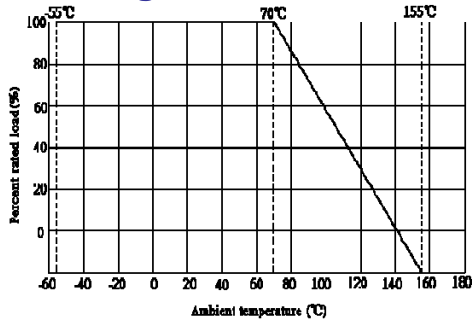
ISO / TS 16949
ISO 14001

High Power Thick Film Chip Resistors

Dimension



Derating Curve



Type	Max Working Voltage	Max Overload Voltage	Operating Temperature Range
HP02	50V	100V	-55~+155°C
HP03	50V	100V	
HP05	150V	300V	
HP06	200V	400V	
HP07	200V	500V	
HP10	200V	500V	
HP12	250V	500V	

Type	Power(70°C)	L (mm)	W(mm)	t(mm)	c (mm)	d (mm)	Resistance Range 1%(E96) · 5%(E24)
HP02	1/10W	1.00±0.10	0.50±0.05	0.35±0.05	0.20±0.10	0.25±0.10	1Ω~10M
HP03	1/5W	1.60±0.10	0.80+0.15 -0.10	0.45±0.10	0.30±0.20	0.30±0.20	
HP05	1/3W	2.00±0.15	1.25+0.15 -0.10	0.55±0.10	0.40±0.20	0.40±0.20	
HP06	1/2W	3.10±0.15	1.55+0.15 -0.10	0.55±0.10	0.45±0.20	0.45±0.20	
HP07	3/4W	3.10±0.10	2.60+0.15 -0.10	0.55±0.10	0.50±0.25	0.50±0.20	
HP10	1W	5.00±0.10	2.50±0.15	0.55±0.10	0.60±0.25	0.50±0.20	
HP12	2W	6.35±0.10	3.20±0.15	0.55±0.10	0.60±0.25	0.50±0.20	

Characteristic

Test Item	Standard	Test Item	Standard
Temperature Coefficient	1Ω~10Ω : ≤±200ppm/°C 11Ω~10MΩ : ≤±100ppm/°C	Solderability	Min. 95%coverage
		Dielectric Withstanding Voltage	No evidence of flashover, mechanical damage, arcing or insulation breakdown
		Resistance to Soldering Heat	±(1.0%+0.05Ω) Max
		Temperature Cycling	1%:±(0.5%+0.05Ω) Max 5%:±(1.0%+0.05Ω) Max
Short Time Overload	1%:±(1.0%+0.1Ω) Max 5%:±(2.0%+0.1Ω) Max	Load Life in Humidity	1%:±(1.0%+0.1Ω) Max 5%:±(3.0%+0.1Ω) Max
Terminal Bending	±(1.0%+0.05Ω) Max	Load life	1%:±(1.0%+0.1Ω) Max 5%:±(3.0%+0.1Ω) Max

Note: HP02 TCR : 1Ω~10Ω : ±400PPM/°C 11Ω~100Ω : ±200PPM/°C >100Ω : ±100PPM/°C