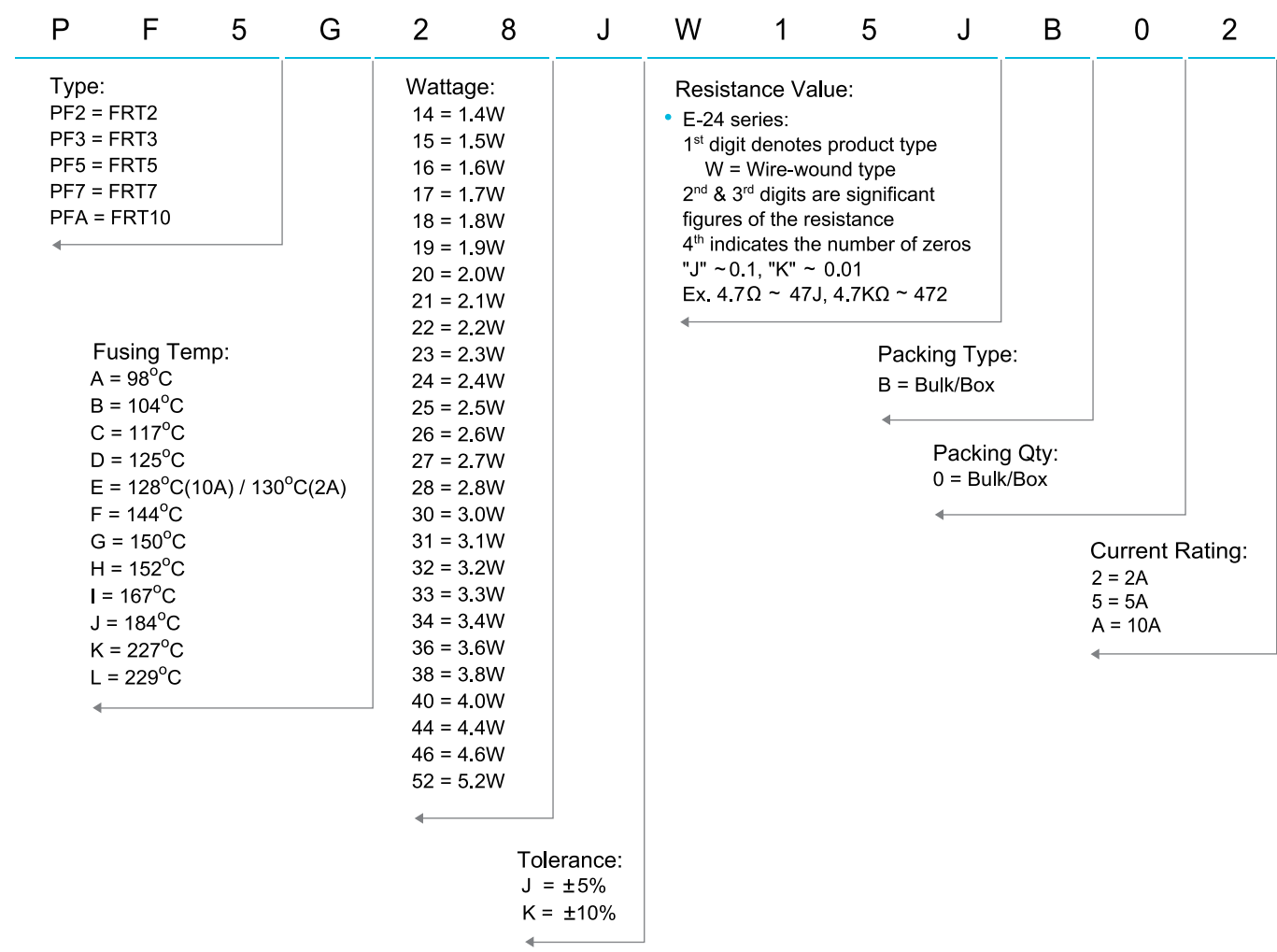


Cement Thermal Fusible Resistors

Performance Specification

Temperature Coefficient	<20Ω: ±400PPM/°C; ≥20Ω: ±350PPM/°C
Short Time Overload	±(5.0% + 0.05Ω)Max, with no evidence of mechanical damage.
Dielectric Withstanding Voltage	No evidence of flashover, mechanical damage, arcing or insulation breakdown.
Terminal Strength	No evidence of mechanical damage.
Resistance to Soldering Heat	±(1.0% + 0.05Ω)Max, with no evidence of mechanical damage.
Solderability	Min. 95% coverage.
Temperature Cycling	±(2.0% + 0.05Ω)Max, with no evidence of mechanical damage.
Humidity (Steady state)	±(5.0% + 0.05Ω)Max, with no evidence of mechanical damage.
Load Life in Humidity	Wire-wound: ±(5.0% + 0.05Ω)Max Power Film: <100KΩ: ±(5.0% + 0.05Ω)Max ≥100KΩ: ±(10.0% + 0.05Ω)Max
Load life	Wire-wound: ±(5.0% + 0.05Ω)Max Power Film: <100KΩ: ±(5.0% + 0.05Ω)Max ≥100KΩ: ±(10.0% + 0.05Ω)Max


Ordering Procedure: Ex.: FTR-5G 2.8W, +/-5%, 1.5Ω, 2A, B/B



Cement Thermal Fusible Resistors

Features

- Self extinguishing
- Excellent flame and moisture resistance
- Extremely small and mechanically safe
- Provides outstanding feature against surges
- Too low or too high ohmic values on Wire-wound & Power Film type can be supplied on a case to case basis
- Tolerance: 5%, 10%



FTR Type

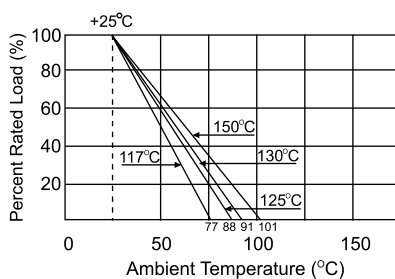
Part No.	Type	Dimension (mm)						Current Rating	Voltage Rating	Rated Functioning Temp.				Resistance Range (E-24 series) ±5%, ±10%
		W±1	D±1	L±1	P±1	d1	d2±0.05			C	D	E	G	
		117°C	125°C	130°C	150°C									
PF2	FTR2	12	7	21	5	0.6	0.75	2A	250V	1.6W	1.9W	2.0W	2.0W	0.22Ω ~ 270Ω
PF3	FTR3	12	8	26	5	0.6	0.75			1.7W	2.0W	2.1W	2.3W	0.27Ω ~ 680Ω
PF5	FTR5	13	9	26	5	0.6	0.75			1.9W	2.3W	2.4W	2.8W	0.27Ω ~ 680Ω
PF7	FTR7	13	9	38.5	5	0.6	0.75			2.2W	2.7W	2.8W	3.2W	0.68Ω ~ 1.2KΩ
PFA	FTR10	16	13	35	7.5	0.6	0.75			2.6W	3.2W	3.3W	3.8W	1Ω ~ 1.8KΩ

Part No.	Type	Dimension (mm)						Current Rating	Voltage Rating
		W±1	D±1	L±1	P±1	d1±0.05	d2±0.05		
PF2	FTR2	12	7	21	5	1.0	0.75	10A	250V
PF3	FTR3	12	8	26	5	1.0	0.75		
PF5	FTR5	13	9	26	5	1.0	0.75		
PF7	FTR7	13	9	38.5	5	1.0	0.75		
PFA	FTR10	16	13	35	7.5	1.0	0.75		



Part No.	Type	Fusing Temperature Code										Resistance Range (E-24 series) ±5%, ±10%
		A	B	C	E	F	H	I	J	K	L	
		98°C	104°C	117°C	128°C	144°C	152°C	167°C	184°C	227°C	229°C	
PF2	FTR2	1.4W	1.6W	1.8W	2.0W	2.0W	2.0W	2.0W	2.0W	2.0W	2.0W	0.22Ω ~ 270Ω
PF3	FTR3	1.5W	1.7W	1.9W	2.1W	2.2W	2.5W	2.8W	3.0W	3.0W	3.0W	0.27Ω ~ 680Ω
PF5	FTR5	1.7W	1.9W	2.2W	2.4W	2.6W	3.1W	3.3W	3.8W	3.8W	3.8W	0.27Ω ~ 680Ω
PF7	FTR7	2.0W	2.2W	2.5W	2.8W	3.0W	3.4W	3.8W	4.4W	4.4W	4.4W	0.68Ω ~ 1.2KΩ
PFA	FTR10	2.4W	2.6W	3.0W	3.3W	3.6W	4.0W	4.6W	5.2W	5.2W	5.2W	1Ω ~ 1.8KΩ

Derating Curve (current rating 2A)



Derating Curve (current rating 10A)

