

Coil Resistors

Performance Specification


Temperature Coefficient	±200PPM/°C depends on resistance value.
Short Time Overload	±(5.0% + 0.05Ω)Max, with no evidence of mechanical damage.
Resistance to Soldering Heat	±(1.0% + 0.05Ω)Max, with no evidence of mechanical damage.
Load Life	±(5.0% + 0.05Ω)Max, with no evidence of mechanical damage.
Load Life in Humidity	±(5.0% + 0.05Ω)Max, with no evidence of mechanical damage.

Ordering Procedure: Ex.: Coil Type A, φ1.6mm, +/-5%, 230mΩ, B/B

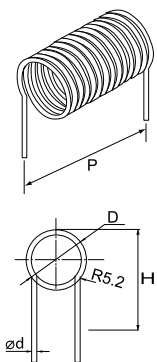
C	S	C	A	1	6	J	2	3	0	L	B	0	0		
Type: CSCA = Coil Type A (Normal) CSCB = Coil Type B (Kink) CSCC = Coil Type C (Alignment)				Wire diameter: 08 = Ø0.8 10 = Ø1.0 16 = Ø1.6 20 = Ø2.0		Resistance Value: • "L" decimal point Ex.: 5L00 = 5mΩ 5L50 = 5.5mΩ 25L5 = 25.5mΩ 255L = 255mΩ				Packing Type: B = Bulk/Box		Packing Qty: 0 = Bulk/Box		Additional Information: 0 = NIL	
						Tolerance: J = ±5% K = ±10%									

Features

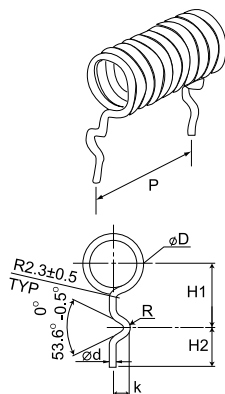
- Low resistance value that withstand high current
- Compatible with automotive part
- Customized product
- Stable performance and perfect reliability



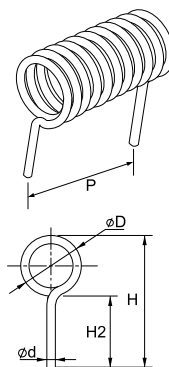
Coil A



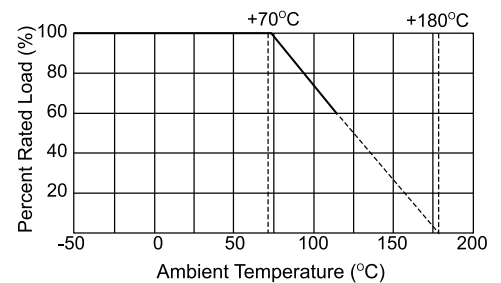
Coil B



Coil C



Derating Curve



Type	Wire diameter (mm)	Rated Current (A)	Resistance Range	Operating Temperature	Remark
Coil A	0.8	4.5	5mΩ ~ 50mΩ	-55°C ~ +180°C	Info needed: a.) Ohmic value b.) Rated current (amp) Optional: a.) Pitch b.) Lead wire diameter
Coil B	1.0	5.5	3mΩ ~ 30mΩ		
Coil C	1.6	9.5	3mΩ ~ 15mΩ		
	2.0	12	3mΩ ~ 10mΩ		