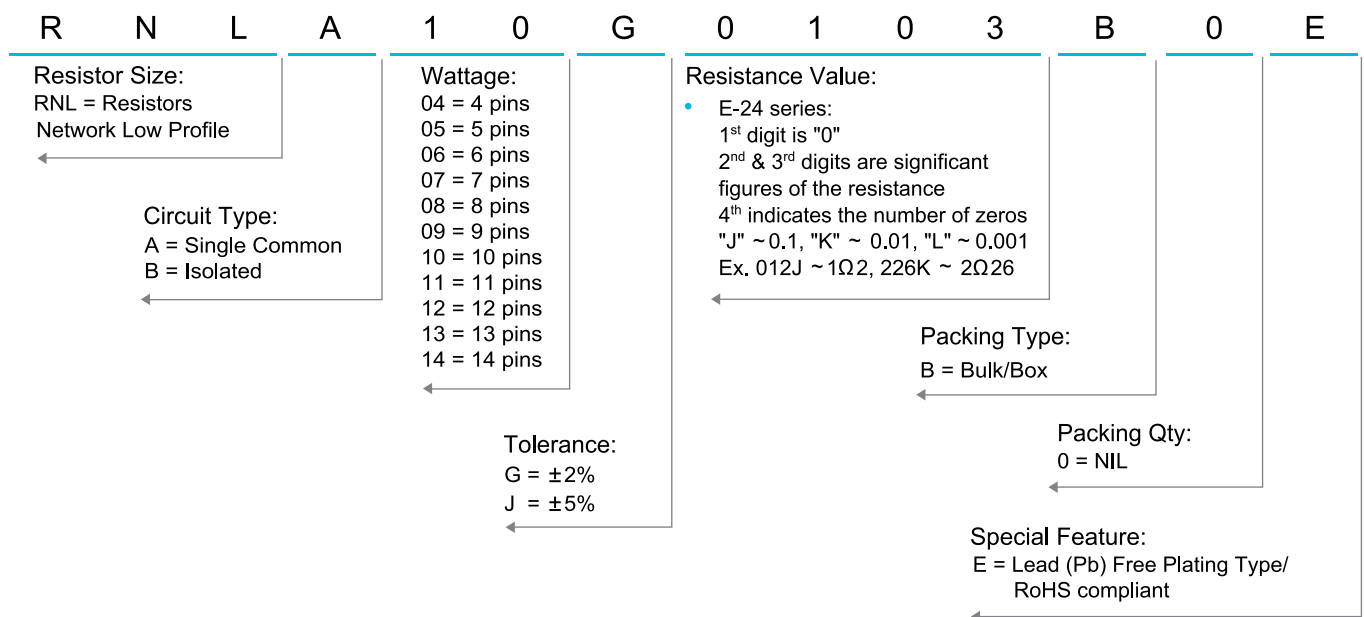


Resistor Networks

Performance Specification

Temperature Coefficient	50Ω ~ 1MΩ : ±200PPM/°C <50Ω & >1MΩ : ±250PPM/°C
Short Time Overload	±(0.5% + 0.1Ω)Max
Insulation Resistance	Min. 10,000 Mega Ohm
Dielectric Withstanding Voltage	No evidence of flashover, mechanical damage, arcing or insulation breakdown.
Terminal Strength	±(0.5% + 0.1Ω)Max
Resistance to Soldering Heat	±(0.5% + 0.1Ω)Max
Solderability	Min. 95% coverage.
Thermal Shock	±(0.5% + 0.1Ω)Max
Temperature Cycling	±(0.5% + 0.1Ω)Max
Load Life in Humidity	±(3.0% + 0.1Ω)Max
Load Life	±(3.0% + 0.1Ω)Max

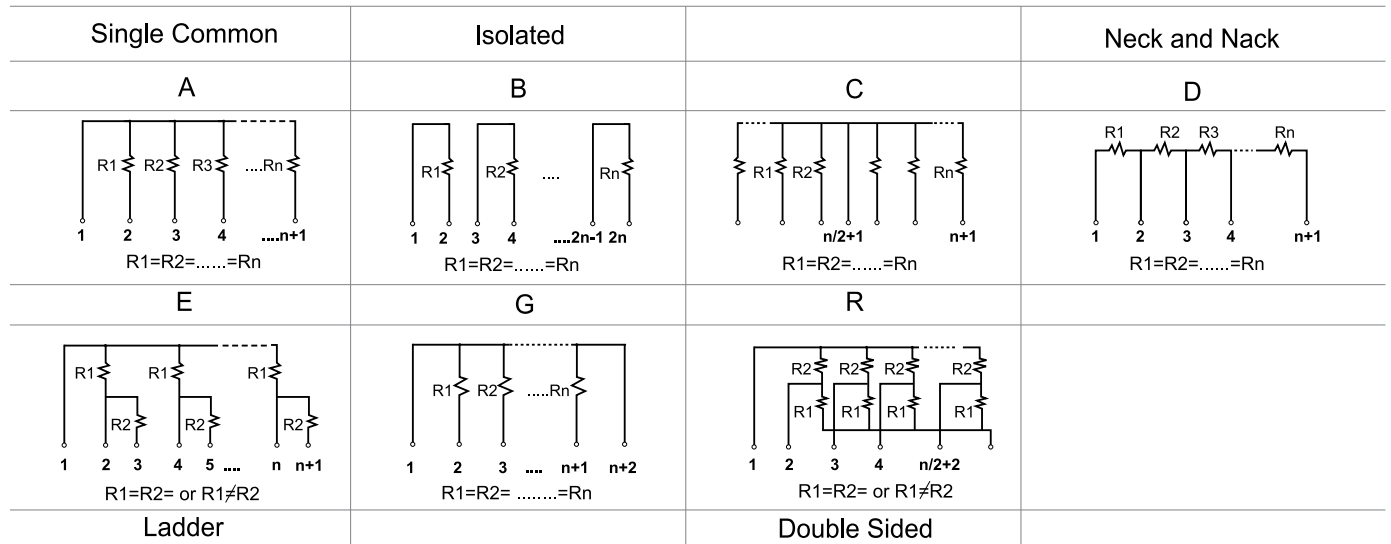

Ordering Procedure: Ex.: RNL A-type, 10 Pins, +/-2%, 10KΩ, B/B



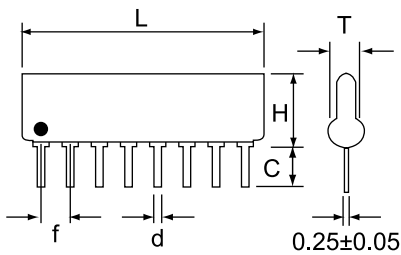
Resistor Networks

Features

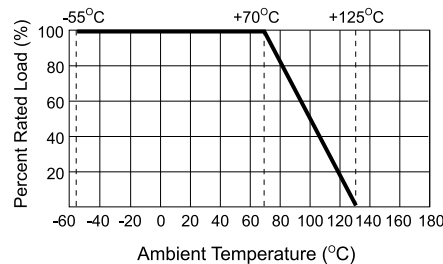
- High reliability with RU02 paste
- Miniature, high density packaging
- Combination of different ohmic values are available



Dimension (mm)



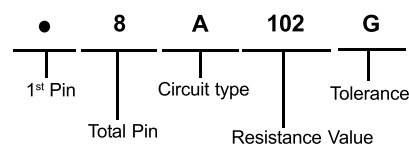
Derating Curve



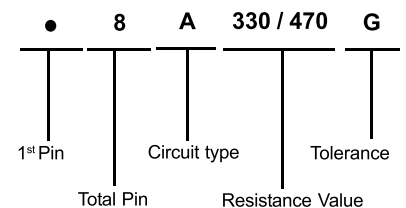
Dual Value (R1/R2)(Ohm)	
160 / 240	330 / 390
180 / 390	330 / 470
220 / 270	1.5K / 3.3K
220 / 330	3.0K / 6.2K

Type	L(Max.)	H(Max.)	T(Max.)	C ^{+0.5} _{-0.3}	d±0.1	f±0.2
4 pins	10.2	5.08	2.5	3.3	0.5	2.54
5 pins	12.7					
6 pins	15.3					
7 pins	17.8					
8 pins	20.4					
9 pins	22.9					
10 pins	25.4					
11 pins	28.2					
12 pins	30.5					
13 pins	31.1					
14 pins	35.6					

Marking (Single Value)



Marking (Dual Value)



Note: Type A & B are commonly ordered. Other types can be provided on a case to case basis

Type	Power Rating at 70°C	Operating Temp. Range	Max Working Voltage	Max Overload Voltage	Dielectric Withstanding Voltage	Tolerance %	Resistance Range
B Type	0.2W	-55°C ~ +125°C	100V	150V	200V	±2% ±5%	R-Type 100Ω ~10KΩ
Other	0.125W	-55°C ~ +125°C	100V	150V	200V		Others: 10Ω ~1MΩ

