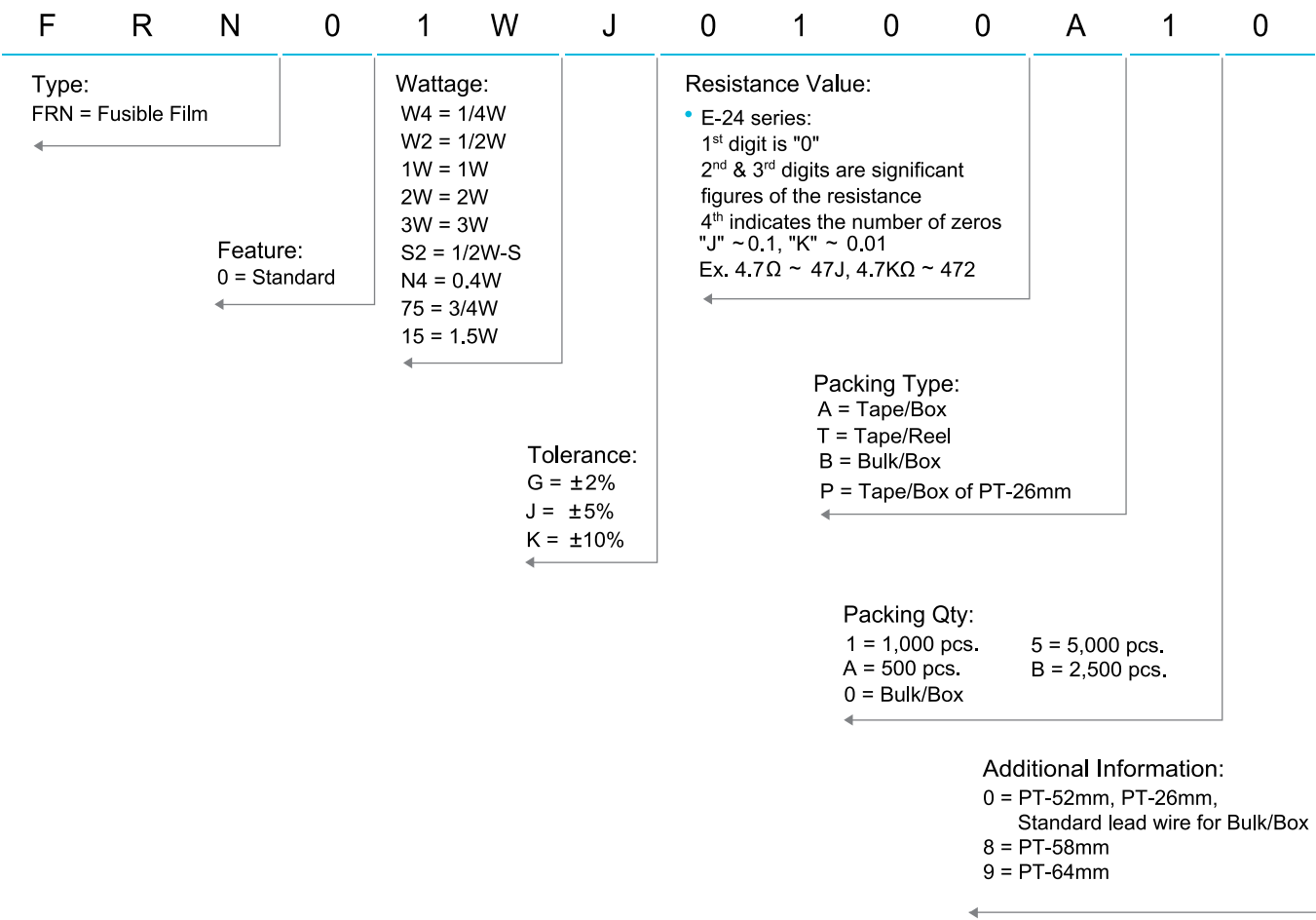


Fusible Fixed Resistors

Performance Specification


Temperature Coefficient	±350PPM/°C
Short Time Overload	±(2.0% + 0.05Ω)Max, with no evidence of mechanical damage.
Dielectric Withstanding Voltage	No evidence of flashover, mechanical damage, arcing or insulation breakdown.
Terminal Strength	No evidence of mechanical damage.
Resistance to Soldering Heat	±(1.0% + 0.05Ω)Max, with no evidence of mechanical damage.
Solderability	Min. 95% coverage.
Resistance to Solvent	No deterioration of protective coating and markings.
Temperature Cycling	±(2.0% + 0.05Ω)Max, with no evidence of mechanical damage.
Humidity (Steady state)	±(2.0% + 0.05Ω)Max, with no evidence of mechanical damage.
Load Life in Humidity	±(5.0% + 0.05Ω)Max, with no evidence of mechanical damage.
Load Life	±(5.0% + 0.05Ω)Max, with no evidence of mechanical damage.
Non-Flame	Do not have any specimens which burn with flaming combustion after each application.

Ordering Procedure: Ex.: FRN 1W, +/-5%, 10Ω, T/B-1000



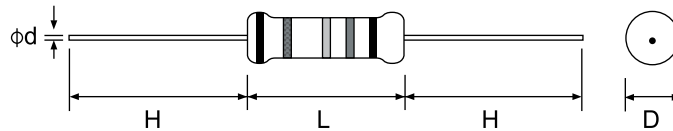
Fusible Fixed Resistors

Features

- Nickel or Metal film deposits in cylinder ceramic rods
- Non-flame coating
- Ideal circuit opening controller, disconnecting units from overload rating specified
- Too low or too high ohmic value can be supplied on a case to case basis
- Special UL approved items available (UL 1412) 



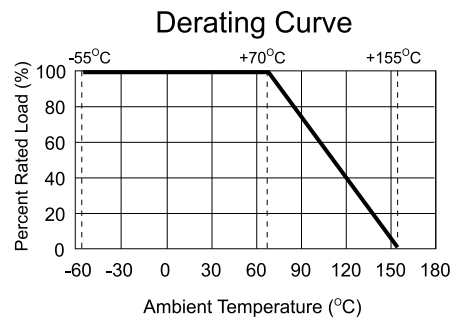
Standard : 2% ,5% ,10% -- E - 24 series



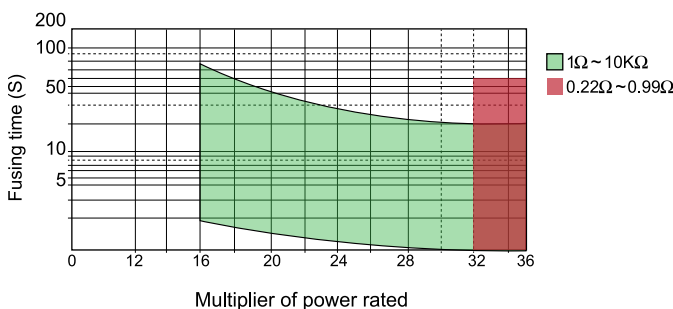
Part No.	Style	Power Rating at 70°C	Dimension (mm)					Resistance Range	Dielectric Withstanding Voltage	Std Packing Qty
			D Max	L Max	H±3	d±0.05	PT			
FRN0W4	FRN 25	1/4W(0.25W)	2.5	6.8	28	0.54	52	0.22Ω ~10KΩ	300V	5,000
FRN0S2	FRN 50-S	1/2W (0.50W)	2.5	6.8	28	0.54	52	0.22Ω ~10KΩ	300V	5,000
FRN0N4	FRN 40	0.40W	2.5	6.8	28	0.54	52	0.22Ω ~10KΩ	300V	5,000
FRN0W2	FRN 50	1/2W (0.50W)	3.0	9.0	28	0.54	52	0.22Ω ~10KΩ	350V	1,000
FRN075	FRN 75	3/4W (0.75W)	3.5	10.0	28	0.54	52	0.22Ω ~10KΩ	350V	1,000
FRN01W	FRN 100	1W	3.5	10.0	28	0.54	52	0.22Ω ~10KΩ	350V	1,000
FRN015	FRN 150	1.5W	5.0	12.0	25	0.70	52	0.22Ω ~10KΩ	600V	1,000
FRN02W	FRN 200	2W	5.0	12.0	25	0.70	52	0.22Ω ~10KΩ	600V	1,000
FRN03W	FRN 300	3W	5.5	16.0	28	0.70	64	0.22Ω ~10KΩ	600V	1,000

Fusing Characteristics

Resistance Range	Magnification of Power Rating	Fusing Time (Maximum time)
0.22Ω ~ 0.99Ω	32 (Test by current)	60 sec
1Ω ~ 10KΩ	16 (1R ~ 3R Test by current)	60 sec
	20	40 sec
	24	30 sec
	28	20 sec
	32	15 sec



Fusing Characteristics Chart



Overload Curve

